

Scaled data based on original data using  
LM-79-08 Approved Method: Electrical and Photometric Measurements of Solid-  
State Lighting Products

Test Report Prepared for  
Cooper Lighting Solutions  
(formerly Eaton)

Brand: INVUE

Report Number: P400817

Luminaire Tested: **ENC-SA1-750-U-T4W-HSS-XXB**

Issue Date: 5/20/2020

**Test Information**

Test Method: LM-79-08  
Report Number: P400817  
TEST IS SCALED FROM IESNA LM-79-08 TEST DATA (G1-2004-754-18)  
Test Lab: INNOVATION CENTER  
Issue Date: 5/20/2020  
Manufacturer: COOPER LIGHTING SOLUTIONS (FORMERLY EATON)  
Product Line: INVUE  
Catalog Number: ENC-SA1-750-U-T4W-HSS-XXB  
Description: ENTRI LED LUMINAIRE  
(1) 70 CRI, 5000K LIGHTSQUARE IN BATTERY OPERATION WITH 16 LEDS AND TYPE IV WIDE OPTICS WITH HOUSE SIDE SHIELD  
Light Source: -  
Ballast/Driver: ELECTRONIC DRIVER

**Summary**

Lumens per Lamp: N/A  
Luminaire Lumens: 576 lumens  
Efficiency: N/A  
Efficacy: 44.3 lumens/watt  
Luminous Opening: Rectangular (W 0.5' x L: 0.5' x H: 0')  
IES Classification: Type III - Short - Full Cutoff  
BUG Rating: B0 - U0 - G0

Input Watts (W): 13  
Input Voltage (V): NR  
Input Current (Ain): NR  
Voltage Rise (V): NR  
Power Factor: NR  
Total Harmonic Distortion (THDi): NR  
Frequency (hertz): 60  
Stabilization Time: NR  
Operation Time: NR  
Ambient Temperature (°C): NR  
Test Distance: 25 FT

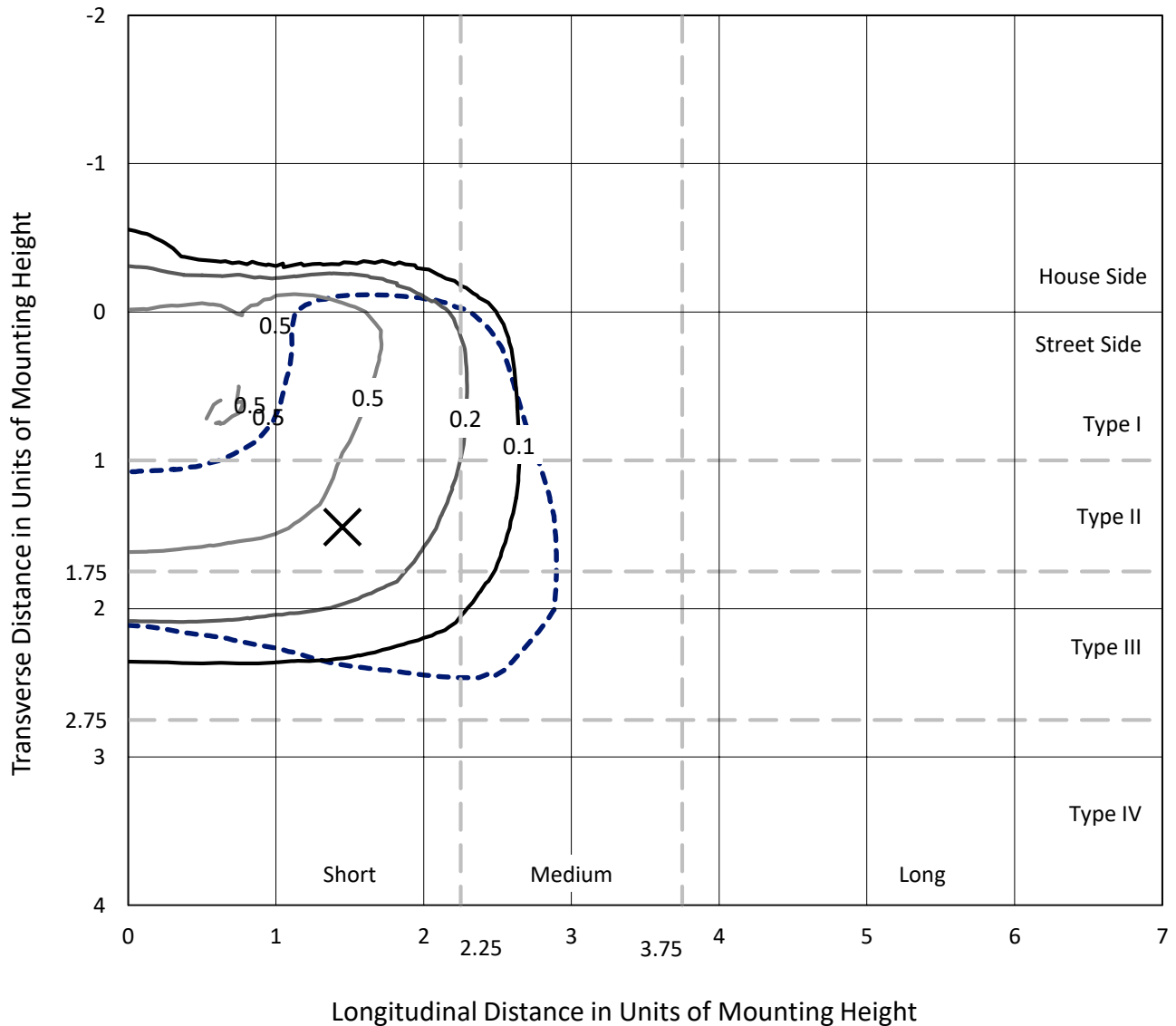


REPORT NUMBER: P400817

CATALOG NUMBER: ENC-SA1-750-U-T4W-HSS-XXB

### Iso-Footcandle Lines of Horizontal Illumination

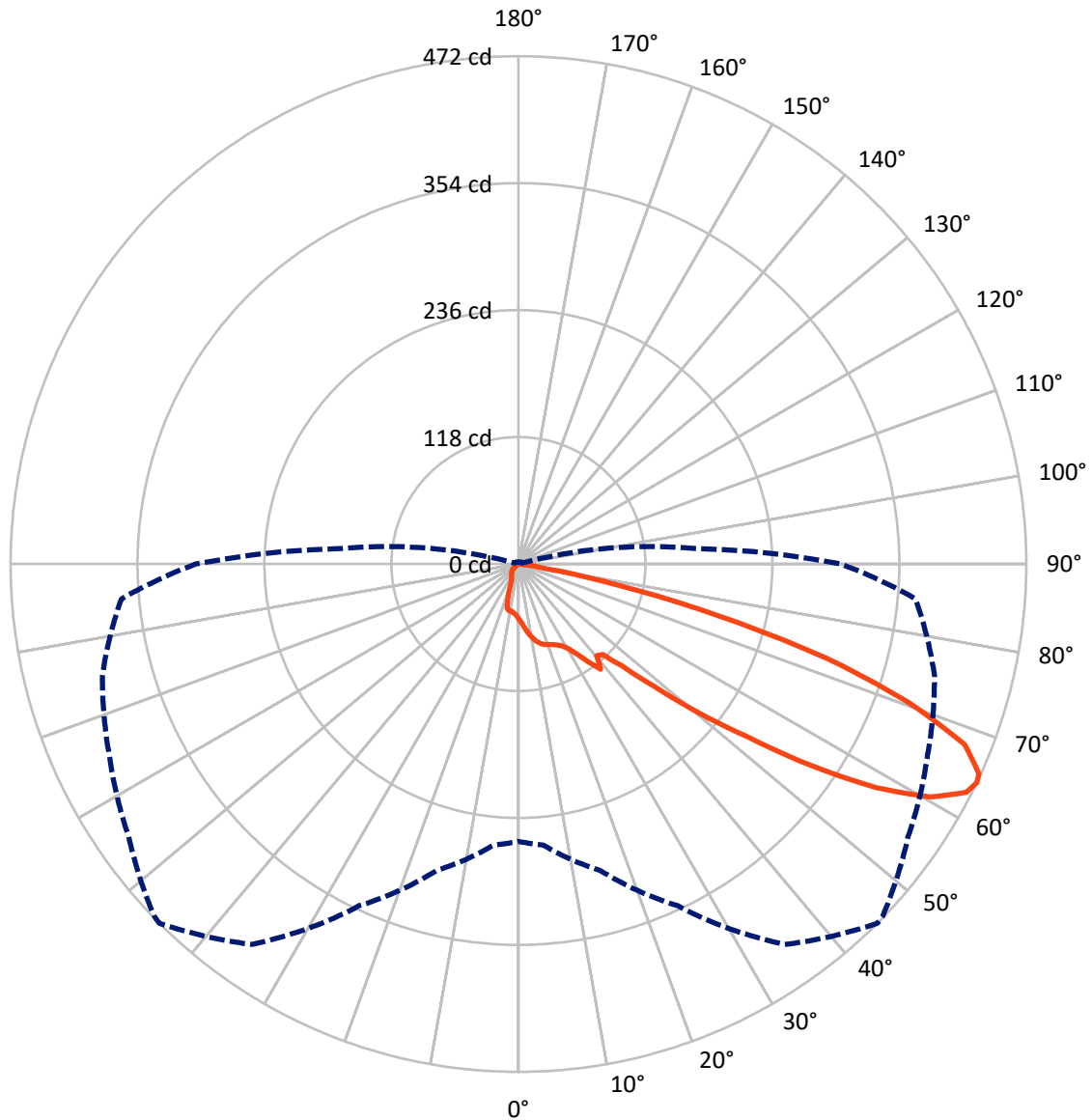
✕ Max cd  
 - - - 1/2 Max cd



Based on 10 foot mounting height. Maximum calculated value = 0.8 fc  
 Type III - Short - Full Cutoff

REPORT NUMBER: P400817  
CATALOG NUMBER: ENC-SA1-750-U-T4W-HSS-XXB

### Luminous Intensity Polar Plot



— Vertical Plane Through 45-Deg Lateral    - - - Horizontal Cone Through 64-Deg Vertical

REPORT NUMBER: P400817

CATALOG NUMBER: ENC-SA1-750-U-T4W-HSS-XXB

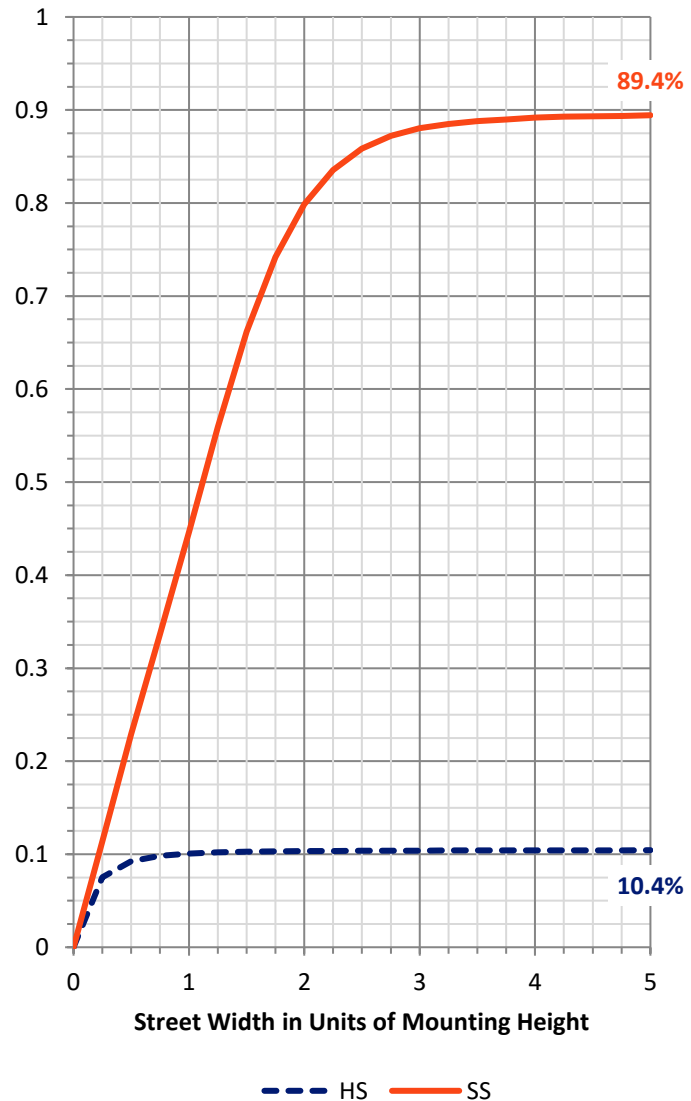
**FLUX DISTRIBUTION:**

		Downward	Upward	Total
<b>House Side</b>	Lumens	60.8	0.0	60.8
	% Fixture	10.6	0.0	10.6
<b>Street Side</b>	Lumens	515.2	0.0	515.2
	% Fixture	89.4	0.0	89.4
<b>Total</b>	Lumens	576.0	0.0	576.0
	% Fixture	100.0	0.0	100.0

**Coefficient of Utilization**

**ZONAL LUMENS:**

Zone	Lumens	% Fixture
0°-10°	5.2	0.9
10°-20°	16.1	2.8
20°-30°	26.3	4.6
30°-40°	41.8	7.2
40°-50°	79.5	13.8
50°-60°	163.9	28.5
60°-70°	183.0	31.8
70°-80°	57.8	10.0
80°-90°	2.3	0.4
90°-100°	0.0	0.0
100°-110°	0.0	0.0
110°-120°	0.0	0.0
120°-130°	0.0	0.0
130°-140°	0.0	0.0
140°-150°	0.0	0.0
150°-160°	0.0	0.0
160°-170°	0.0	0.0
170°-180°	0.0	0.0
0°-90°	576.0	100.0
0°-180°	576.0	100.0



REPORT NUMBER: P400817

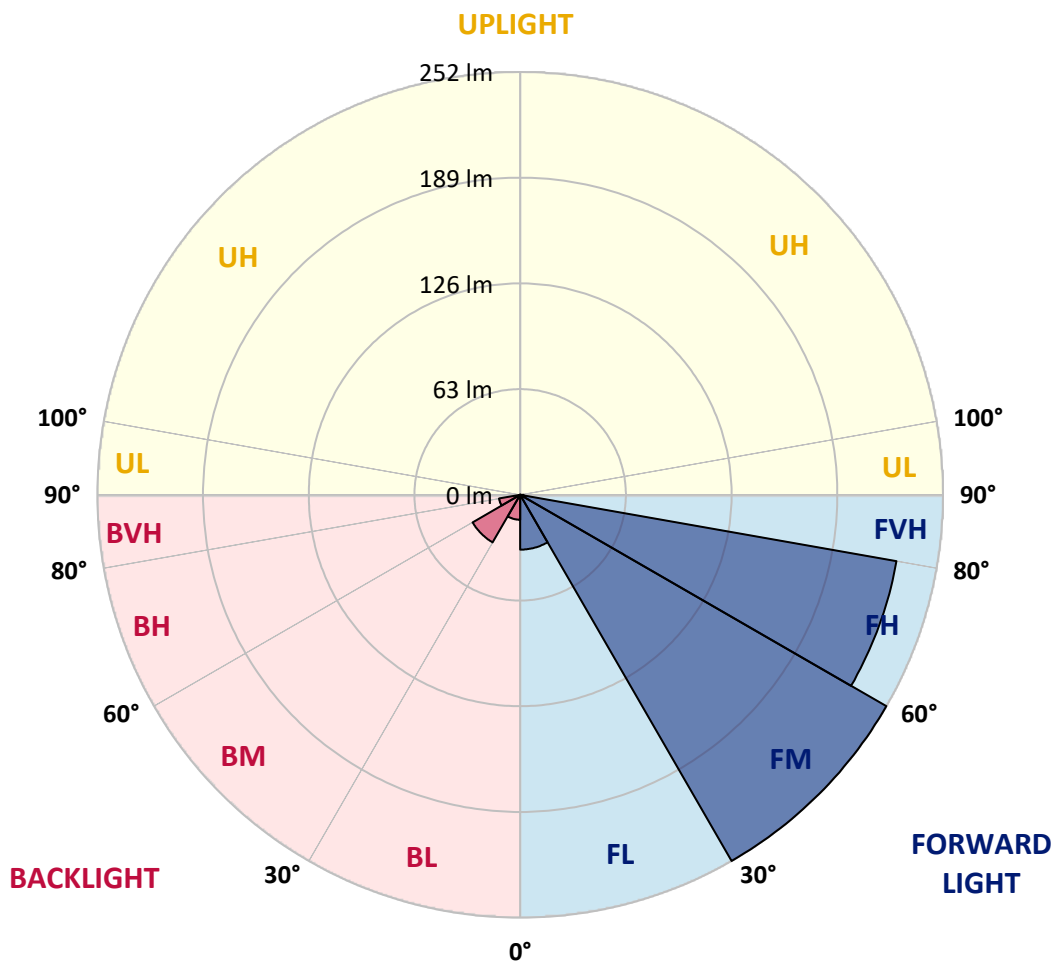
CATALOG NUMBER: ENC-SA1-750-U-T4W-HSS-XXB

**LUMINAIRE CLASSIFICATION SYSTEM LUMEN TABLE AND BUG RATING:**

Zone		Lumens	% Fixture	Zone Rating/Lumen Limit		
				B	U	G
FL	(0°-30°)	32.7	5.7			
FM	(30°-60°)	252.4	43.8			
FH	(60°-80°)	228.0	39.6			G0/660
FVH	(80°-90°)	2.1	0.4			G0/10
BL	(0°-30°)	14.9	2.6	B0/110		
BM	(30°-60°)	32.8	5.7	B0/220		
BH	(60°-80°)	12.8	2.2	B0/110		G0/110
BVH	(80°-90°)	0.3	0.0			G0/10
UL	(90°-100°)	0.0	0.0		U0/0	
UH	(100°-180°)	0.0	0.0		U0/0	

**BUG Rating: B0-U0-G0**

Type III Short





REPORT NUMBER: P400817

CATALOG NUMBER: ENC-SA1-750-U-T4W-HSS-XXB

**CANDELA DISTRIBUTION (FULL):**

	0°	5°	15°	25°	35°	45°	46°	55°	65°	75°	85°
0°	51.1	51.1	51.1	51.1	51.1	51.1	51.1	51.1	51.1	51.1	51.1
2.5°	56.3	56.5	56.2	55.8	55.3	54.6	54.7	53.7	52.9	52.4	51.5
5°	63.5	63.4	62.7	61.7	60.7	59.3	59.1	57.5	55.9	54.1	52.5
7.5°	70.7	70.4	69.7	68.4	66.5	64.7	64.1	61.9	59.5	56.9	54.0
10°	76.6	76.4	75.6	74.2	72.0	69.2	69.2	66.1	62.9	59.7	56.3
12.5°	81.5	81.2	80.4	78.6	76.0	73.5	73.1	70.4	66.9	63.1	59.0
15°	84.4	84.2	83.2	81.2	78.9	76.6	76.3	73.7	70.5	66.2	61.4
17.5°	85.2	85.0	84.2	82.5	80.7	78.7	78.3	76.0	73.2	68.8	63.9
20°	84.9	84.4	84.0	82.6	81.1	79.8	79.6	78.0	75.5	71.8	66.5
22.5°	84.0	83.6	83.2	82.2	81.5	81.4	81.1	80.2	78.6	75.4	70.5
25°	83.7	83.3	83.0	82.3	82.2	83.3	83.2	83.1	82.5	79.7	74.6
27.5°	85.5	85.4	84.7	83.6	84.1	86.0	86.1	86.6	86.2	84.4	80.5
30°	92.1	91.6	89.8	87.4	88.8	91.2	91.7	93.4	93.5	93.8	88.4
32.5°	101.0	100.1	97.2	94.1	95.0	99.5	99.6	102.3	108.1	104.5	92.7
35°	107.2	106.1	101.6	99.9	104.3	111.4	112.4	118.0	118.5	105.3	92.3
37.5°	124.4	122.8	114.5	104.5	108.8	124.2	125.3	124.3	115.1	104.2	97.1
40°	147.5	145.9	138.6	121.8	109.7	112.0	112.5	115.5	117.3	111.9	112.2
42.5°	177.4	175.5	167.9	147.3	123.4	115.0	116.1	122.1	133.6	136.1	149.1
45°	208.1	207.0	199.3	177.1	148.4	135.2	135.7	143.1	163.7	179.6	190.6
47.5°	238.0	238.3	231.7	212.9	184.9	170.2	169.5	179.1	205.2	216.5	227.7
50°	280.3	280.1	268.3	256.7	234.9	217.4	216.3	221.7	246.8	251.0	268.3
52.5°	328.4	328.2	310.5	305.0	295.8	267.7	270.6	266.0	284.2	291.6	316.2
55°	351.2	349.3	341.8	348.7	359.7	331.5	331.0	313.5	327.6	334.0	356.9
57.5°	348.9	349.7	356.8	379.8	415.8	392.2	392.8	360.2	368.5	372.4	389.2
60°	335.9	336.4	353.0	391.2	443.8	439.7	437.4	403.9	398.6	396.9	404.9
62.5°	298.5	298.8	325.7	374.7	443.6	467.2	465.0	434.7	417.9	407.3	392.7
64°	257.9	262.1	295.0	350.5	431.6	472.0	470.8	442.1	419.6	400.3	370.3
65°	224.5	230.8	270.6	328.9	418.1	470.4	468.9	440.8	417.2	387.1	347.2
67.5°	153.2	156.5	192.3	258.9	366.6	447.2	446.8	423.9	391.0	334.4	272.4
70°	90.4	92.8	119.2	180.7	281.7	384.2	390.0	381.8	324.6	240.2	173.5
72.5°	28.1	29.5	52.6	100.4	184.7	299.3	306.9	301.0	236.3	150.1	96.2
75°	10.5	11.0	17.3	43.6	91.9	191.4	193.7	200.6	143.9	79.3	42.1
77.5°	5.8	5.9	8.6	16.4	40.4	94.0	96.2	95.3	76.5	37.4	13.4
80°	2.9	3.0	4.2	7.2	15.7	26.6	31.5	41.6	27.0	18.4	4.3
82.5°	1.0	0.9	1.9	3.3	5.3	7.1	8.0	11.5	11.3	10.1	1.5
85°	0.0	0.0	0.1	0.1	0.1	0.2	0.2	1.4	2.9	3.3	0.4
87.5°	0.0	0.0	0.0	0.1	0.1	0.1	0.1	0.1	0.1	0.2	0.2
90°	0.0	0.0	0.0	0.0	0.0	0.0	0.0	0.0	0.0	0.0	0.0



REPORT NUMBER: P400817

CATALOG NUMBER: ENC-SA1-750-U-T4W-HSS-XXB

**CANDELA DISTRIBUTION (continued):**

	90°	95°	105°	115°	125°	135°	145°	155°	165°	175°	180°
0°	51.1	51.1	51.1	51.1	51.1	51.1	51.1	51.1	51.1	51.1	51.1
2.5°	51.1	50.8	50.1	49.3	48.7	48.1	48.0	47.5	47.4	47.4	47.4
5°	51.6	50.9	49.5	48.3	47.2	46.2	45.8	45.3	45.0	44.9	44.9
7.5°	52.8	51.8	49.5	47.8	46.1	44.9	44.2	43.8	43.5	43.5	43.5
10°	54.6	53.0	50.2	47.8	45.8	44.2	43.3	42.6	42.2	42.1	42.2
12.5°	56.8	54.8	51.3	48.3	46.0	44.0	41.9	38.1	35.6	34.1	33.9
15°	58.9	56.5	52.5	49.1	46.3	41.9	34.4	28.4	24.5	23.3	23.1
17.5°	61.2	58.7	54.1	50.2	45.1	33.8	24.5	19.5	18.8	19.0	19.0
20°	64.0	61.2	55.9	51.3	38.9	24.0	17.9	17.2	17.5	17.9	17.9
22.5°	67.3	64.2	58.3	50.6	29.6	17.6	16.4	16.5	16.7	17.1	17.1
25°	71.6	68.4	60.9	45.7	20.6	15.4	15.5	15.6	15.9	16.4	16.5
27.5°	78.0	74.1	64.1	38.3	15.6	14.3	14.4	14.7	15.0	15.6	15.6
30°	84.8	80.0	67.0	29.5	13.6	13.1	13.2	13.5	14.1	14.5	14.7
32.5°	87.7	83.6	67.5	20.2	12.6	12.1	11.9	12.2	12.6	13.1	13.2
35°	89.4	87.6	64.9	14.6	11.9	11.2	10.8	10.7	10.8	11.1	11.1
37.5°	97.5	96.3	59.6	12.5	11.1	10.4	9.8	9.2	9.0	8.9	9.0
40°	113.1	110.5	52.7	11.5	10.4	9.7	8.8	7.9	7.1	6.8	6.8
42.5°	147.5	134.2	42.8	10.9	9.8	8.9	7.6	6.4	5.5	5.3	5.3
45°	184.5	163.6	32.2	10.3	9.1	8.0	6.4	5.1	4.3	4.1	4.1
47.5°	220.0	185.3	22.5	9.7	8.3	7.0	5.3	4.1	3.5	3.4	3.4
50°	257.4	204.2	15.7	8.9	7.6	6.0	4.3	3.3	3.0	3.0	3.0
52.5°	293.7	218.2	11.5	8.1	6.6	5.1	3.6	3.0	2.7	2.7	2.7
55°	321.2	223.5	8.8	7.1	5.6	4.3	3.3	2.9	2.6	2.5	2.5
57.5°	339.5	219.0	7.1	5.9	4.7	3.7	3.0	2.6	2.4	2.3	2.3
60°	339.0	204.1	5.7	4.8	3.8	3.2	2.7	2.4	2.2	2.1	2.1
62.5°	319.2	179.8	4.5	3.8	3.2	2.7	2.4	2.2	2.0	1.9	1.8
64°	299.7	164.8	3.8	3.3	2.9	2.5	2.2	2.0	1.8	1.5	1.5
65°	278.7	150.5	3.5	3.0	2.5	2.3	2.1	1.9	1.5	1.3	1.3
67.5°	211.9	111.4	2.9	2.3	2.0	1.9	1.6	1.4	1.1	0.9	0.9
70°	137.6	72.1	2.4	1.9	1.6	1.6	1.5	1.2	0.9	0.8	0.7
72.5°	70.5	35.9	2.0	1.5	1.4	1.4	1.3	1.0	0.8	0.7	0.5
75°	29.9	14.6	1.6	1.3	1.2	1.1	1.0	0.9	0.7	0.5	0.5
77.5°	10.4	5.5	1.5	1.3	1.0	0.9	0.9	0.9	0.9	0.8	0.7
80°	3.5	2.1	1.0	1.0	1.1	1.2	1.2	1.1	1.2	1.0	0.8
82.5°	1.4	0.8	0.3	0.4	0.8	0.9	1.0	1.0	1.0	0.8	0.7
85°	0.3	0.2	0.2	0.3	0.3	0.4	0.4	0.5	0.5	0.4	0.4
87.5°	0.2	0.2	0.2	0.2	0.2	0.2	0.3	0.2	0.3	0.3	0.3
90°	0.0	0.0	0.0	0.0	0.0	0.0	0.0	0.0	0.0	0.0	0.0

(END OF REPORT)